

Get true **EVS visibility.**

*Join the hundreds of facilities
who rely on Smart Facility Software
for EVS management answers.*



*ON REVERSE:
Take **your**
EVS visibility
to the next level.*



THE INDUSTRY STANDARD
FOR ENVIRONMENTAL SERVICES

Take your **EVS visibility** to the next level, *on every level.*

THREE SOFTWARE PRODUCTS
LET YOU TAILOR YOUR VISIBILITY LEVEL



Visibility begins here.

- Staffing**
- Assignments & Scheduling**
- Mobile QA Inspections**
Eliminate Paper
- Customer Service Requests**
QR Code and Text Signage
- Dashboards & Reporting**



Visible, real-time communications.

- Mobile Team Communications**
Mobile Daily Assignments
Real-Time Dashboard Progress
NEW! — *Decision Engine*
Automate routine decisions.



Advanced surveys & inspections.

- Any survey, anytime, anywhere.**
Build Any Unique Survey
Choose from or modify built-in survey templates.
- Mobile Data Collection*
- Data Ready for Instant Reporting*



Increase **your** EVS visibility.

CONTACT US TO LEARN MORE OR REQUEST A DEMO

SmartFacilitySoftware.com info@SmartFacilitySoftware.com | 800-260-8665



Get true **EVS** visibility.



ES Optimizer™

Staffing

Get the right number of people.

Create an Accurate Database of Your Unique Facility's Cleaning Data

At its core, ES Optimizer is an inventory of every cleanable space of your unique facility, with cleaning metrics for each room. Instead of a model based on benchmarked standards, your database contains your actual and unique set of floors, rooms, and cleanable spaces.

Your unique **ES Optimizer** database is the key to:

- **planning wisely**
- **getting the most from your budget**
- **getting the best from your people**

Rooms are organized by buildings, floors, areas, assigned tasks, and cleaning frequencies.

Vital cleaning metrics are assigned to each room by room type, square footage/units, floor surface, and cleaning steps.

Cleaning times and task frequencies for each room are easily viewed and adjusted.

Over 90 healthcare room-type cleaning standards developed over 30 years.



Action	Order Number	Description	Room Type	Floor Type	Assignments
	001A	HHC.5.Common: Elevator Lobby	Lobby	Carpet	219
	002	HHC.5.Common: Restroom Public W.HHC579	Restroom, Public	Ceramic Tile (Mosaic)	219
	003	HHC.5.Common: Restroom Public M.HHC578	Restroom, Public	Ceramic Tile (Mosaic)	219
	01	CB.3.Admin: Office Reception Open	Reception Area	Carpet	222
	01	CB.3.Office: Elevator Lobby	Lobby	Carpet	106
	01	HH.2.Admin: Radiology Lounge H2-C29	Staff Lounge	Hard Finish	214
	001A	HHC.5.Common: Elevator Lobby	Lobby	Carpet	219
	002	HHC.5.Common: Restroom Public W.HHC579	Restroom, Public	Ceramic Tile (Mosaic)	219
	003	HHC.5.Common: Restroom Public M.HHC578	Restroom, Public	Ceramic Tile (Mosaic)	219

Staffing analysis & reports

Justify labor costs for any situation.

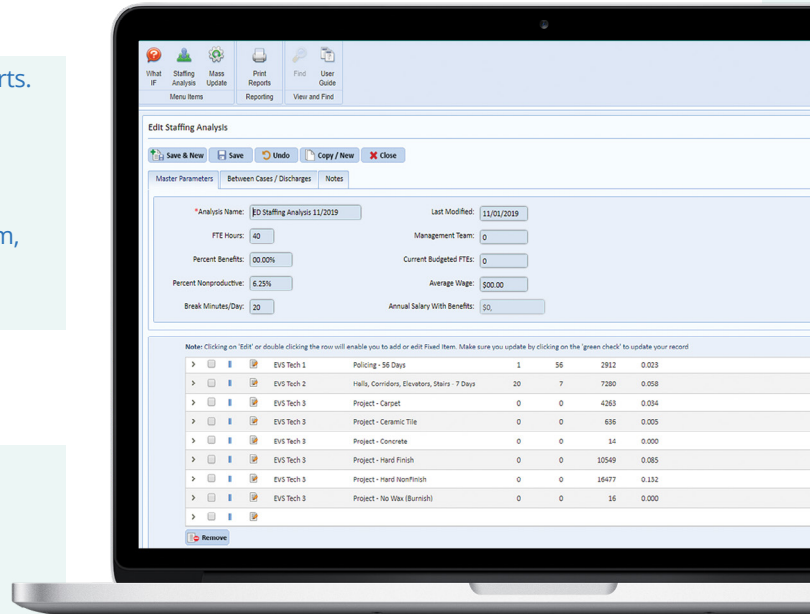
- Justify staffing requests with detailed, data-driven reports.
- Create unlimited staffing analyses based on complete, accurate facility data.
- Run, analyze, and implement “What If?” scenarios to evaluate proposed changes to your cleaning program, such as budget restrictions or additional requirements on your EVS team.

Get a clear view on your labor metrics such as:

- Total Daily Cleaning Hours
- Total Annual Project Hours
- Policing Hours
- Total Daily Cleaning FTEs
- Total Between Case/Discharge FTEs
- Total number of Annual/Project FTEs
- Grand Total FTEs

Multiple formats for sharing reports.

Export Reports to PDF, Excel, CSV, RTF, XML or Word, Print, Export or Email Reports.



Increase **your** EVS visibility.

THREE SOFTWARE PRODUCTS
LET YOU TAILOR YOUR VISIBILITY LEVEL



Visibility begins here.



Visible, real-time communications.



Advanced surveys & inspection.

CONTACT US TO LEARN MORE OR REQUEST A DEMO

SmartFacilitySoftware.com | info@SmartFacilitySoftware.com | 800-260-8665



Get true **EVS** visibility.



ES Optimizer™

Assignments & Scheduling

Your team knows
what to do.

TRADE HOURS IN SPREADSHEETS
FOR MINUTES IN ES OPTIMIZER

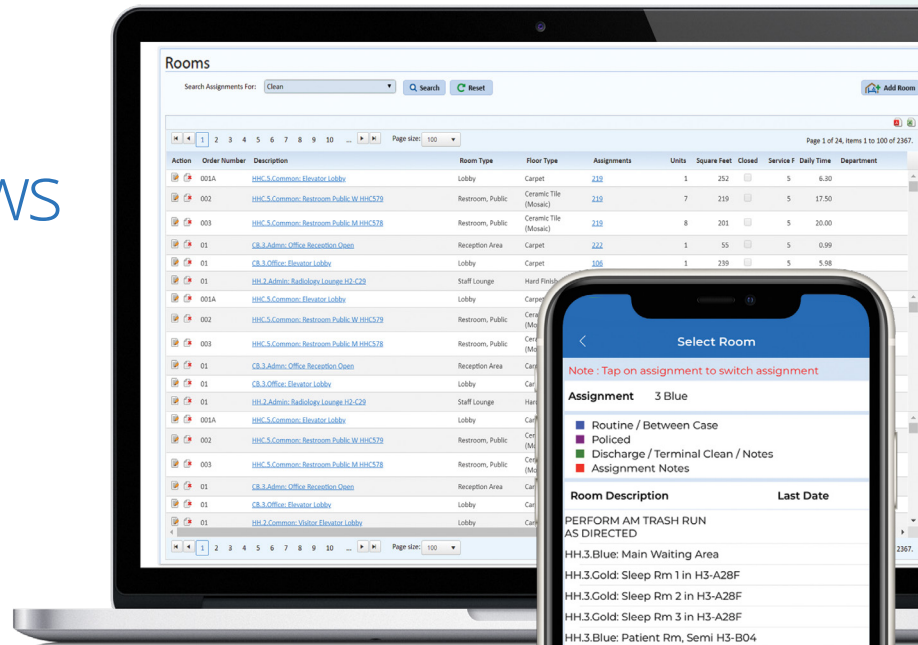
Daily Assignments

Create balanced, standardized, and easy-to-read work assignments. Manage them as resources change.

- The software calculates cleaning time in each assignment as you build it.
- Multiple capabilities filter tasks by frequency, room type, and location.
- Drag and drop rooms to put cleaning sequences in order.
- Automatic insertion of breaks based on cleaning-time totals.
- Choose from different work assignment formats for employees and managers.
- Combine assignments to build short staff assignments when absenteeism creates staffing challenges.

Census-Based Scheduling

Import census data daily to get a snapshot of patient room workloads. Set discharge quotas and add project work to accurately analyze productivity.

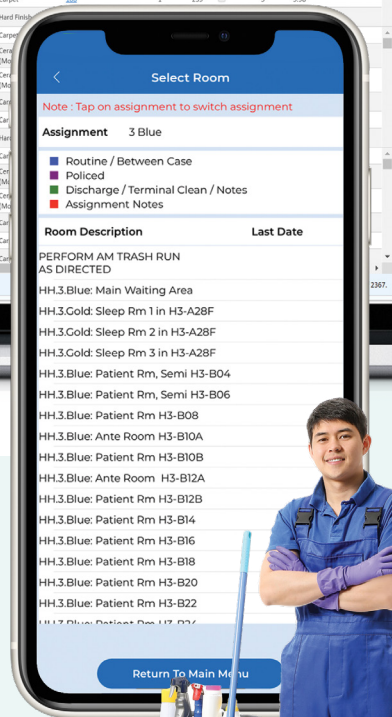


Days On/Off Scheduling

- Easy to ensure all work assignments are covered at a glance.
- Build a custom master template from your work assignments.
- Drop-down menus show daily availability from one to ten weeks out.
- Apply the master template across calendar dates with one click.
- Schedule PTO while seeing any holes in the roster.
- Print daily sign-in sheets and post schedules by employee and assignment.
- Run attendance reports with specific PTO data by employee.

Project Work

Stop dropping scheduled work to put out fires: Schedule project work on a daily calendar or add it as you see the need — right in the mobile app. Track scheduled projects vs completed. Choose from default project frequencies or customize them.



Take your **EVS visibility** to the next level, *on every level.*

THREE SOFTWARE PRODUCTS
LET YOU TAILOR YOUR VISIBILITY LEVEL



1
Visibility begins here.



2
Visible, real-time communications.



3
Advanced surveys & inspection.



*Increase **your** EVS visibility.*

CONTACT US TO LEARN MORE OR REQUEST A DEMO

[SmartFacilitySoftware.com](https://www.smartfacilitysoftware.com) | info@SmartFacilitySoftware.com | 800-260-8665



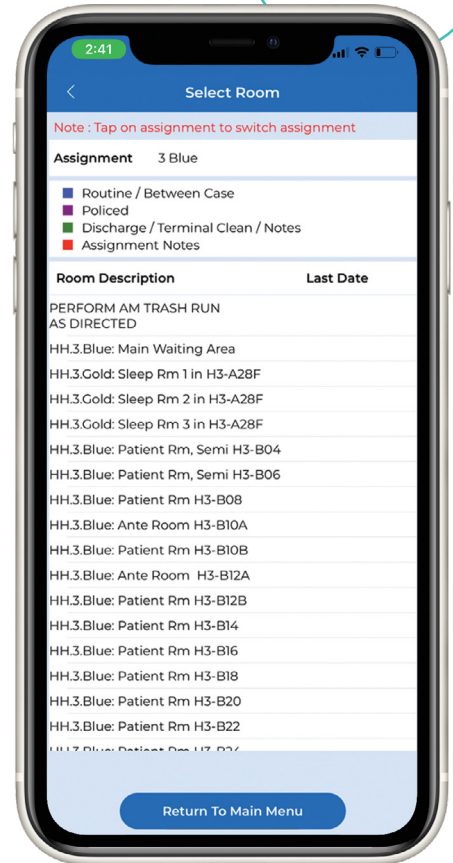
Get true **EVS** visibility.



Mobile Team Communications

Put your entire EVS team in direct contact.

See work assignments on a mobile app — eliminate paper.



ELIMINATE PAPER CONNECT YOUR TEAM WITH ONE MOBILE APP

Mobile Daily Assignments & Policing Assignments

Drop paper checklists: document daily, policing, and project assignments on mobile devices. Technicians mark tasks complete as they go.


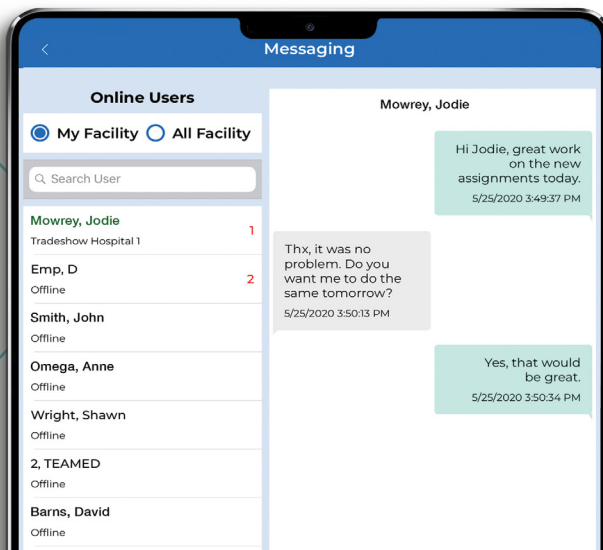
Mobile Communications App

Communicate from web-to-mobile, mobile-to-mobile, and mobile-to-web, eliminating the need for EVS cell phones, pagers, and phone tag.

Mobile Task Management

Schedule, assign, and reassign tasks to team members from your mobile device to theirs. Technicians and managers can also log and inspect project work on the go.

Two-way communication with your whole team.



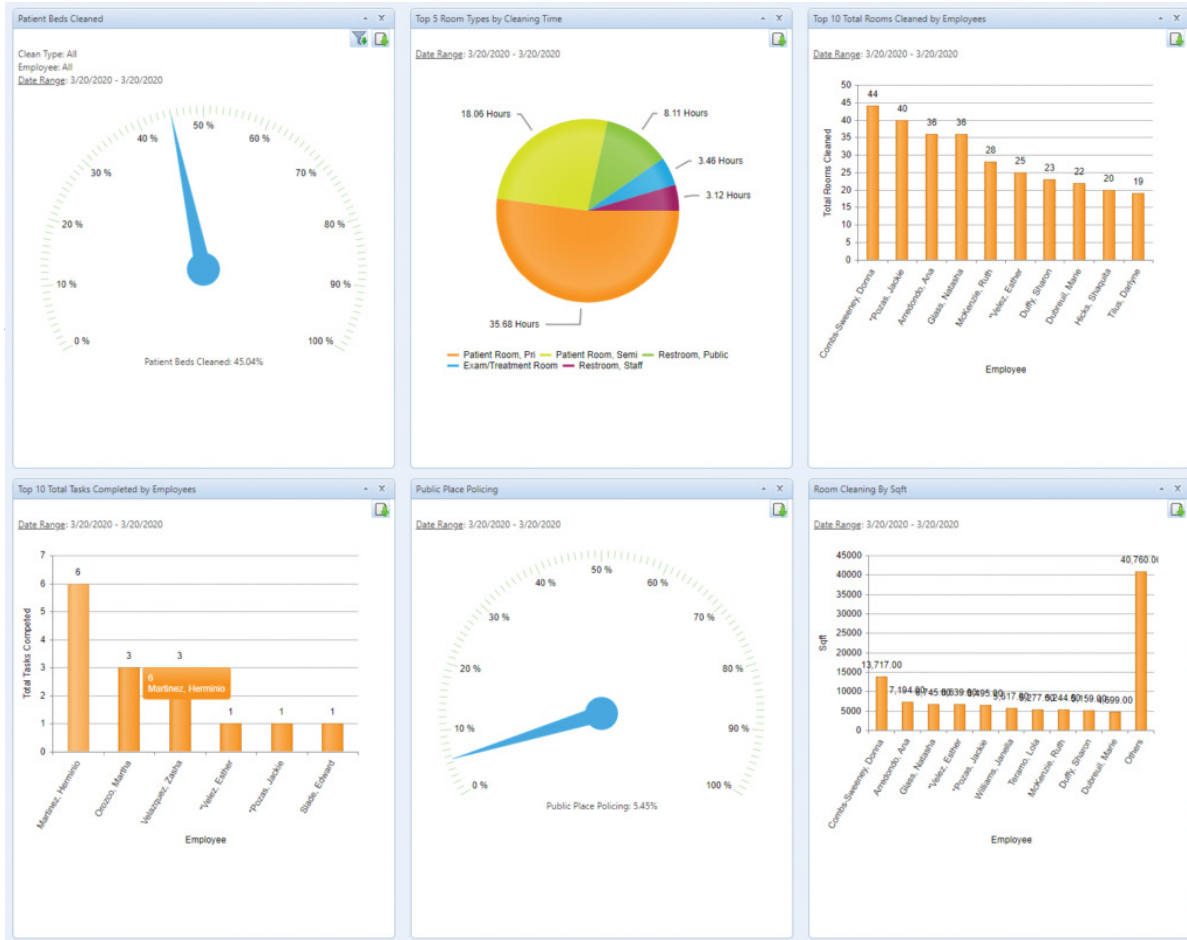
THE INDUSTRY STANDARD
FOR ENVIRONMENTAL SERVICES

ON REVERSE:
Real-Time Dashboard

Real-time dashboard

See daily progress at a glance

When technicians mark tasks complete via a mobile device, the information is recorded in the system immediately. Managers can see daily progress at a glance in the real-time dashboard.



Display up to nine different charts, such as: percent completion rate for all scheduled daily assignments, percent of patient beds cleaned throughout the hospital, total tasks completed by employee, and percentage of tasks completed. Put your most frequently used graphs at the top. Use default or custom metrics.

Increase *your* EVS visibility.

THREE SOFTWARE PRODUCTS
LET YOU TAILOR YOUR VISIBILITY LEVEL



Visibility begins here.



Visible, real-time communications.



Advanced surveys & inspection.

CONTACT US TO LEARN MORE OR REQUEST A DEMO

SmartFacilitySoftware.com info@SmartFacilitySoftware.com | 800-260-8665



Get true **EVS** visibility.



Decision Engine

Automate hundreds of routine decisions, weekly.

Our software shares the decision load.

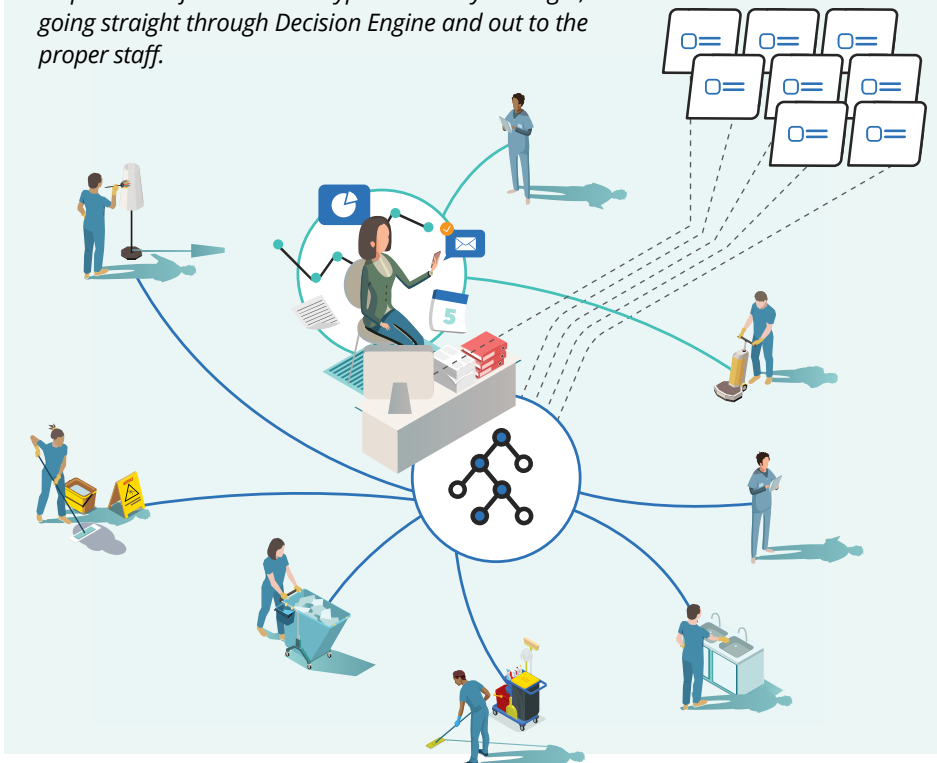
EVS Managers are responsible for assigning hundreds of tasks each week. Let our Decision Engine share some of the load. **You can rest easy knowing that our software will make the right decision, exactly the way you would make it.** With the time you save, you can focus on the bigger issues that demand your attention.

Routine decisions bypass the busy manager.

SET UP THE CRITERIA ONCE


Type of Service Request • Room Type • Best Staff for the Task

Requests that fit the criteria bypass the busy manager, going straight through Decision Engine and out to the proper staff.



You control the criteria. Make decisions once.

With Decision Engine, you can set up the criteria once, and then let our routing software take it from there: both the decision itself, and the communication to and from the selected staff.



THE INDUSTRY STANDARD
FOR ENVIRONMENTAL SERVICES

ON REVERSE:
How Decision Engine Works

How it works

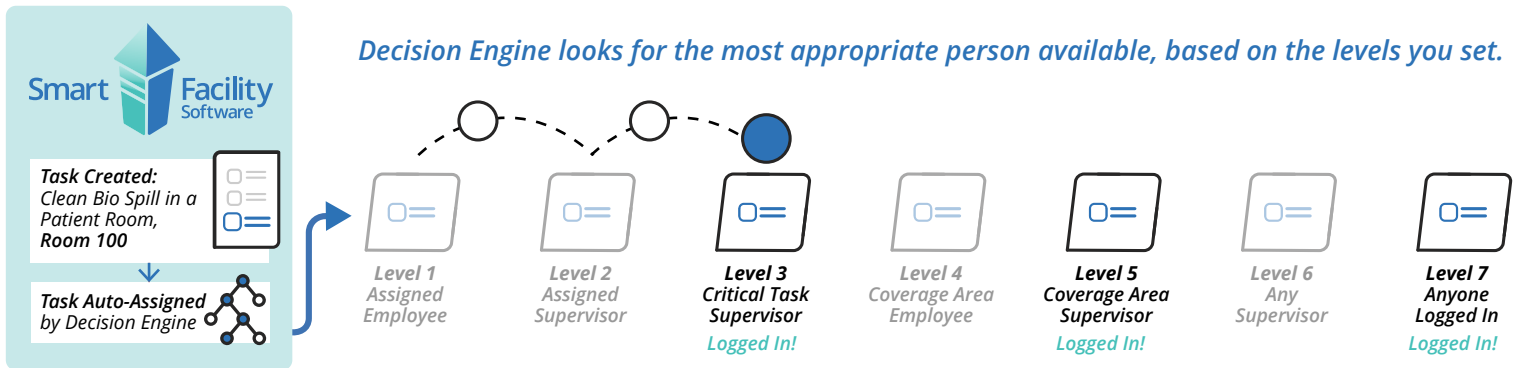
Unlike pre-planned daily assignments, tasks are one-off requests that pop up outside your usual EVS schedule. **Decision Engine** allows you to set up task distribution rules that automatically assign a task when it comes in.

THREE WAYS THAT UNPLANNED TASKS ENTER ES OPTIMIZER & SERVICE OPTIMIZER

- A service request from a QR-Code scan or text message to your system.
- EHR Integration through HL7
- A manually added task

When a task comes in, here's how Decision Engine rules work:

- Tasks are automatically assigned using the priority levels that you set up for a room type and/or service requested.
- Each level represents the type of personnel that should be assigned to the task, e.g. "Assigned Supervisor," or "Coverage Area Employee."
 - Level 1 is your first choice — the personnel type that is most appropriate for the type of task you are assigning.
 - From there, if a Level 1 employee is not signed in, the system looks for the staff in Level 2.
 - If no one from Level 2 is available, then the system will move on to Level 3, and so on.



Increase **your** EVS visibility.

THREE SOFTWARE PRODUCTS LET YOU TAILOR YOUR VISIBILITY LEVEL

1
ES Optimizer™

Visibility begins here.

2
ES service Optimizer

Visible, real-time communications.

3
Survey Optimizer

Advanced surveys & inspection.

CONTACT US TO LEARN MORE OR REQUEST A DEMO

SmartFacilitySoftware.com | info@SmartFacilitySoftware.com | 800-260-8665



Get true **EVS** visibility.



Customer Service Requests

plus other uses for QR Codes.

Improve EVS response time.

Any customers — *internal or external* — can submit mobile service requests by scanning QR Code signs. Requests are logged in the database and sent to the manager, or can be automatically assigned by Smart Facility's Decision Engine.

Restroom Need Service?

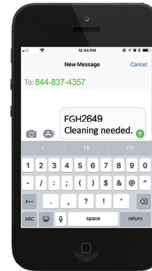
Scan



Scan with your Apple iPhone Camera or Android QR Code Reader App

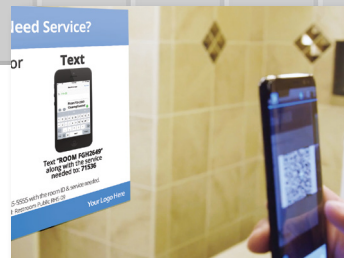
or

Text



Text "FGH2649" along with the service needed to: **844-837-HELP**

If you prefer, you may also call 555-555-5555 with the room ID & service needed.
ROOM ID: 1730.1.All: Restroom Public RHS-09



THE INDUSTRY STANDARD
FOR ENVIRONMENTAL SERVICES

PLUS...ON REVERSE:
The Many QR Code Capabilities and How They Work

Beyond just restroom requests you can also use QR Codes to...

Send messages, create tasks, retrieve room assignments, and more.

QR Codes can be placed in any room in the hospital to connect your facility with your team. Internal colleagues, external customers, the EVS Manager, and EVS technicians can scan QR Codes to communicate with the entire EVS staff to improve response time.

Who

**Internal Customers
(Nurses, Administrators)**
can scan a room code to:

Action

- Submit service requests of any kind
- Notify EVS of patient room discharges
- Report rounding cleaning issues

**External Customers
(Patients, Visitors)**
can scan a room code to:

- Submit service requests of any kind

EVS Managers
can scan a room code to:

- Create & assign a project
- Log cleaning
- Log policing

EVS Technicians
can scan a room code to:

- Log cleaning
- Log policing

How it works

- The software generates unique QR Codes and Text Message signage for each space in the facility.
- Signs can be customized by room type, request types, and issues to report.
- Post QR Code signage in any room or high traffic area.
- Visitors, patients, and staff can request service on any mobile phone via QR Code scan or Text Message.
- Service requests are automatically logged in the database and sent to the designated manager.
 - The manager — or the Decision Engine — dispatches the task to a technician.
 - The technician then completes the task and marks it complete in the app.
 - The software sends a completed alert to the manager.

*Increase **your** EVS visibility.*

CONTACT US TO LEARN MORE OR REQUEST A DEMO

SmartFacilitySoftware.com info@SmartFacilitySoftware.com | 800-260-8665



Get true **EVS** visibility.



ES Optimizer™

Mobile QA Inspections

Eliminate paper and data re-entry.

CONDUCT MOBILE QA INSPECTIONS IN THE FIELD WITH OUR MOBILE APP

Easier, quicker QA results.

ES Optimizer's revolutionary Quality Management module means inspections can be conducted on a mobile app — completely eliminating data re-entry, and producing instant reports and results.

Based on daily assignments.

Once a room is selected for QA, it shows up in your inspection list. Each inspection is automatically populated with the cleaning steps for that room. Monitor quality step-by-step and get a clear picture of areas where your team requires more training.

- Select rooms for inspection by assignment, floor, department, and more.
- Create inspections of specific rooms or randomly chosen rooms.
- Customize the scoring system.
- Attach pictures and comments to each inspection step, if desired.
- Track a history of inspections for a room.
- Access over 40 customizable reports.
- No real-time internet connection required for data collection.
- Data syncs over the cloud to the ES Optimizer database — no secondary processes or data entry needed.

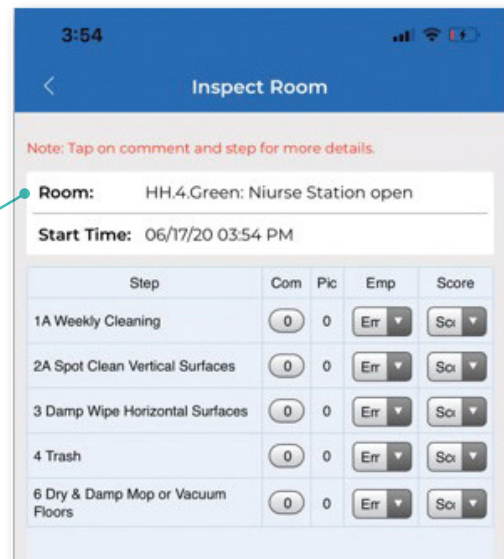
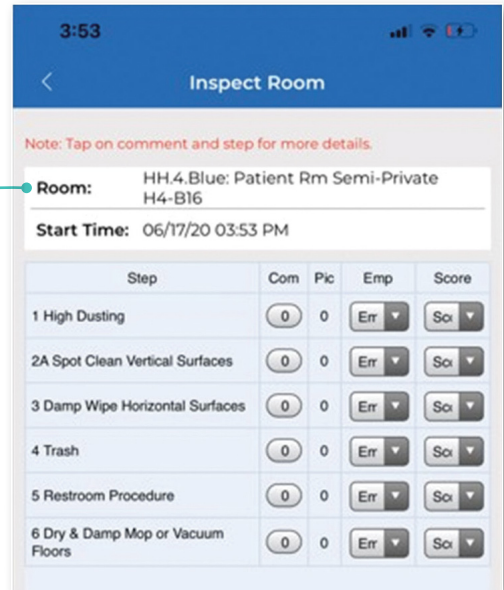
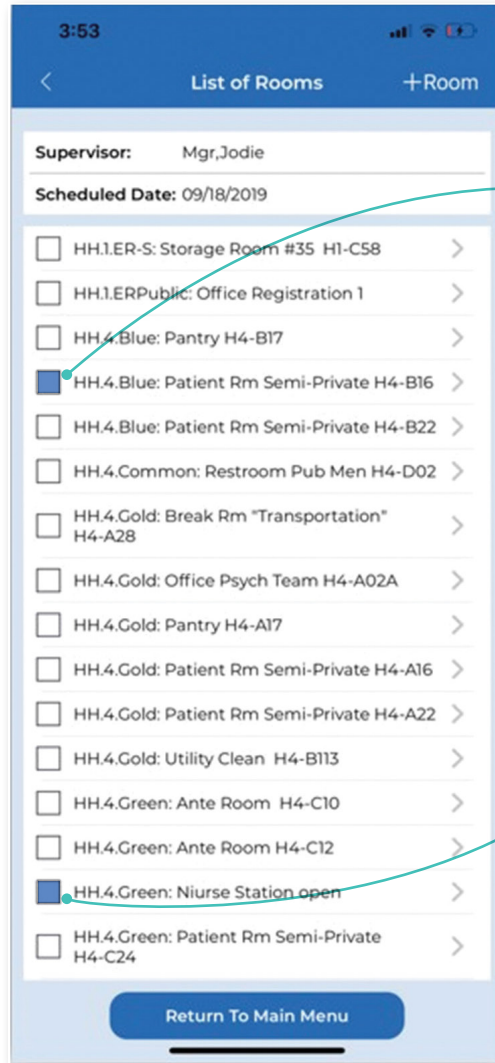


THE INDUSTRY STANDARD FOR ENVIRONMENTAL SERVICES

ON REVERSE:
Inspection List of Rooms and Cleaning Steps by Room

Sample inspection screens

Each room in the inspection list is automatically populated with the cleaning steps for that room. You can monitor quality step-by-step and track a history of inspections by building, floor, subsection, or team member.



Increase **your** EVS visibility.

THREE SOFTWARE PRODUCTS
LET YOU TAILOR YOUR VISIBILITY LEVEL

1 ES Optimizer
Visibility begins here.

2 ES service Optimizer
Visible, real-time communications.

3 Survey Optimizer
Advanced surveys & inspection.

CONTACT US TO LEARN MORE OR REQUEST A DEMO

SmartFacilitySoftware.com info@SmartFacilitySoftware.com | 800-260-8665



Get true **EVS** visibility.



ES Optimizer™

Dashboards & Reporting

Make your impact visible.

Pre-Built & Customizable Dashboards

View pre-built dashboards — or customize your own — to visualize and allocate resources in real time.

Generate Reports

Generate detailed reports on room inventory based on real-time data, and create results reports as soon as a survey is completed.

PRE-BUILT DASHBOARDS

Department Management Statistics, including:
Room Inventory Stats, Cleaning Times, Employees/Shift, Project Work Completed, QA Inspections.

Real-Time Progress Metrics, including:
Percentage of Patient Beds Cleaned, Total Rooms Cleaned by Employee, Total Tasks Completed by Employee, Restroom Comments (paper products out), Duty Completion Rate for the Day.

Survey Usage:

Number of Surveys Completed, Top 5 Templates Used.

Survey and QA Inspection Performance:

Passing Rates vs. Failing Rates by Survey, Average Score, Number of Faults — Generated vs. Resolved.



REPORTS (USING CRYSTAL REPORTS)

Report room inventory in multiple ways.

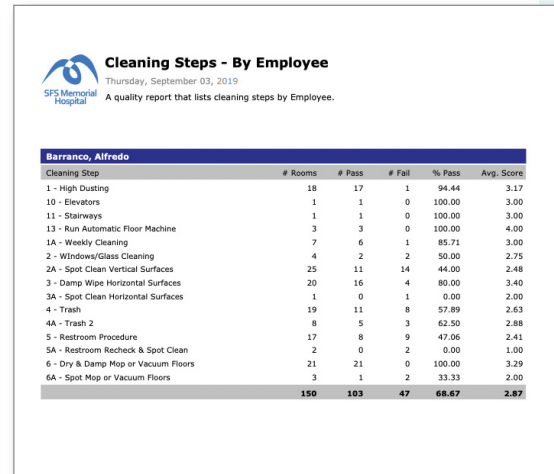
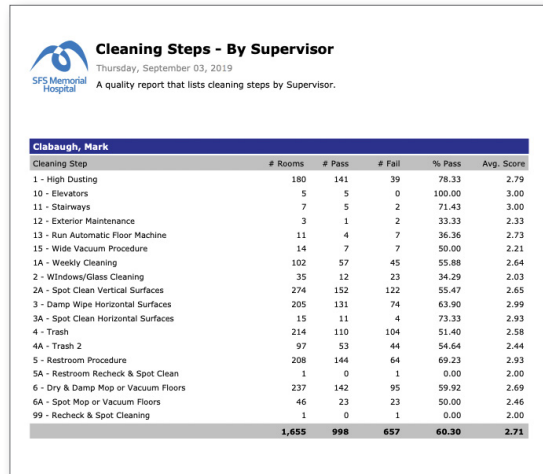
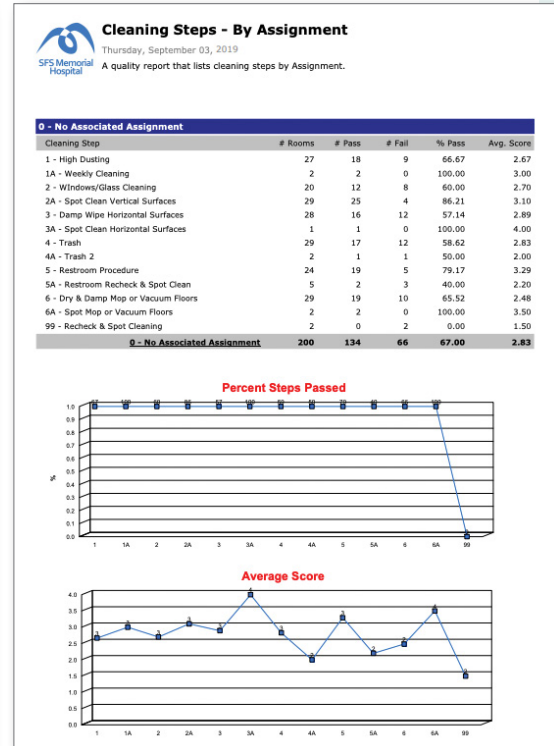
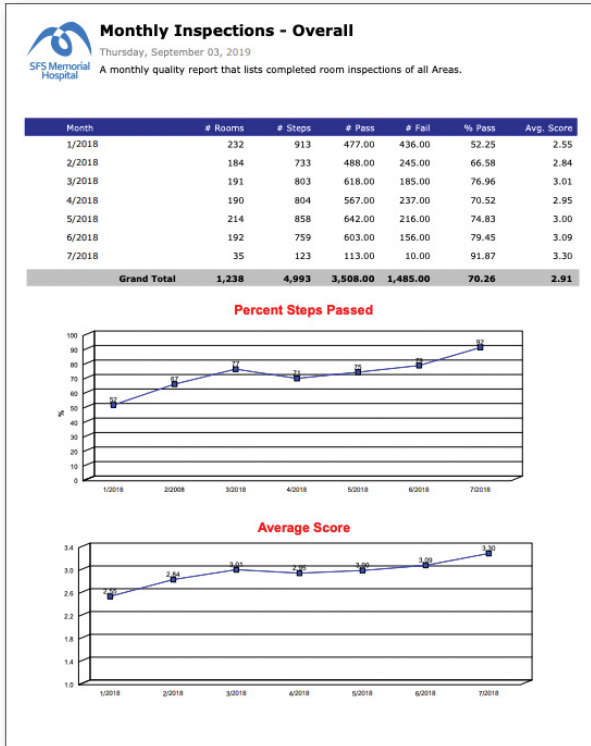
- Cleaning Data
- Employee Training Reports
- Export Daily Work Assignments
- Productivity Reporting
- Project Work Orders
- Cleaning Compliance
- Cleaning History & Policing History by Date and Time

Results reports are ready as soon as a survey is completed.

Export reports to PDF, Excel, CSV, RTF, XML, or Word.
Print, export or email reports.

Sample reports

Choose from over 200 default reports with multiple filtering options. There are hundreds of opportunities to pull data and illustrate the results.



See sample reports at:
<https://www.smartfacilitysoftware.com/sample-reports/>

Increase **your** EVS visibility.

THREE SOFTWARE PRODUCTS
LET YOU TAILOR YOUR VISIBILITY LEVEL

1
ES Optimizer
Visibility begins here.

2
ES service Optimizer
Visible, real-time communications.

3
Survey Optimizer
Advanced surveys & inspection.

CONTACT US TO LEARN MORE OR REQUEST A DEMO

SmartFacilitySoftware.com info@SmartFacilitySoftware.com | 800-260-8665



Get true **EVS** visibility.



Advanced Surveys

Build any survey, any time.
Conduct it in the field or online.

BRING ALL SURVEYS TOGETHER IN ONE APP

Compile data from **multiple locations** as it's collected. Electronically document steps taken during **isolation cleans**. Assure **compliance** with critical standards using mobile surveys. You'll be able to manage critical information on a broad scale. **Mobile collection and data upload:** Say goodbye to handwritten forms and data entry after the fact.

Organize Surveys by Groups:

- Engineering
- EOC
- EVS
- Quality
- Risk
- Safety
- Infection Control, and more

Choose from, modify, or add to built-in templates, including:

- Patient satisfaction and hospital revenue (HCAHPS)
- Safety and emergency management
- Medical equipment readiness
- Fire prevention and life safety
- Waste management
- Black Light inspections and ATP testing

Build custom surveys that are unique to your process. Features include:

- Multiple scoring options — pass/fail, 1-5, etc.; or create your own.
- Location lists: Track where surveys are conducted.
- Survey lists: Track who is being surveyed.
- Control access with user groups.
- Option to require signatures on mobile survey.



THE INDUSTRY STANDARD
FOR ENVIRONMENTAL SERVICES

ON REVERSE:
How it works

How it works

MOBILE DATA COLLECTION

- Transfer your surveys to your Apple mobile device for use in the field.
- Use the Mobile App to collect and enter data directly to the cloud.
- Option to attach location data pulled from facility database in ES Optimizer.
- Track where your surveys are conducted, including departments and even rooms within departments.
- Eliminate paper surveys and data re-entry.

DATA READY FOR INSTANT REPORTING

- Cloud-based: Upload data wirelessly to the cloud.
- Instant data entry: No more handwritten notes.
- Instant reporting: Choose from over 30 types of reports.

DASHBOARDS

- Customize your own dashboard to view any data in your database:
- Choose data points and graph types from pre-built dashboards that include:
 - Survey Usage:
 - *Number of surveys completed*
 - *Top 5 templates used*
 - Survey Performance:
 - *Passing rates vs. failing rates*
 - *Average score*
 - *Number of faults generated*
 - *Number of faults resolved*

LICENSING & SUPPORT — PER USER & ENTERPRISE OPTION

- Per seat (per user).
 - With full access to design & conduct surveys, and run reports.
 - Includes live tech support, designated EVS consultant and regular software upgrades.
- Enterprise option available with system-wide dashboard and powerful **Insight Control Panel.**

Increase *your* EVS visibility.

THREE SOFTWARE PRODUCTS LET YOU TAILOR YOUR VISIBILITY LEVEL



Visibility begins here.



Visible, real-time communications.



Advanced surveys & inspection.

CONTACT US TO LEARN MORE OR REQUEST A DEMO

SmartFacilitySoftware.com info@SmartFacilitySoftware.com | 800-260-8665



Get true **EVS** visibility.



Choose **your**
EVS visibility level
with **3** software
products.



Visibility
begins here.



Visible, real-time
communications.



Advanced surveys
& inspection.

Choose your EVS visibility level.
FROM THREE SOFTWARE PRODUCTS

	Core 1	Performance 1-2	Premium 1-2-3	Surveys & Inspections Only 3
Staffing				
Database of Facility Data	1			
Staffing Analysis & Reporting	1			
Assignments & Scheduling				
Daily Assignments	1			
Census-Based Scheduling	1			
Project Work	1			
Days On/Days Off Scheduling	1			
Training & QA				
Employee Training	1			
Mobile Training Management	1			
Mobile QA Inspections	1			
Customer Service				
Any Customer Can Submit Mobile Service Requests	1			
Mobile Team Communications				
Mobile Daily Assignments & Policing Assignments		2		
Mobile Task Management		2		
Mobile Communications App		2		
Real-Time EVS Dashboard (Web App)		2		
Decision Engine		2		
Advanced Survey & Inspection Capabilities				
Build Any Survey or Inspection			3	
Mobile Data Collection			3	
Data Ready for Instant Reporting			3	
Swift Adoption			3	
Dashboards & Reporting				
Dashboards			3	
Reporting	1	2	3	
Interoperability	1	2	3	

Exchange Data with EHR
Add to any Software Package

ON REVERSE:

See the details to choose between
Core, Performance, or Premium levels.

THE INDUSTRY STANDARD
FOR ENVIRONMENTAL SERVICES

SmartFacilitySoftware.com info@SmartFacilitySoftware.com | 800-260-8665

Choose **your**
EVS visibility level
with **3** software
products.

	Core 1 	Performance 1+2 	Premium 1+2+3 	Surveys & Inspections Only 3 
Staffing				
Database of Facility Data	1	•	•	
Staffing Analysis & Reporting	1	•	•	
Assignments & Scheduling				
Daily Assignments	1	•	•	
Census-Based Scheduling	1	•	•	
Project Work	1	•	•	
Days On/Days Off Scheduling	1	•	•	
Training & QA				
Employee Training	1	•	•	
Mobile Training Management	1	•	•	
Mobile QA Inspections	1	•	•	
Customer Service				
Any Customer Can Submit Mobile Service Requests	1	•	•	
Mobile Team Communications				
Mobile Daily Assignments & Policing Assignments		2	•	
Mobile Task Management		2	•	
Mobile Communications App		2	•	
Real-Time EVS Dashboard (Web App)		2	•	
Decision Engine		2	•	
Advanced Survey & Inspection Capabilities				
Build Any Survey or Inspection			3	•
Mobile Data Collection			3	•
Data Ready for Instant Reporting			3	•
Swift Adoption			3	•
Dashboards & Reporting				
Dashboards	1	2	3	•
Reporting	1	2	3	•
Interoperability				
Exchange Data with EHR				<i>Add to any Software Package</i>